

# QUICK GUIDE

## Mission “Restore our Ocean and Waters by 2030”

How to find relevant projects from 16 EU funding programmes

Portfolio Dashboard

### Links

[EU Mission: Restore our Ocean and Waters](#)

[Mission Ocean and Waters Implementation Plan](#)

[Mission Ocean and Waters Report portfolio analysis](#)

## ABOUT THE TOOL

The Mission “Restore our Ocean and Waters by 2030” (The Mission Ocean & Waters) project’s portfolio dashboard integrates information from relevant projects from 16 EU funding programmes. Featured projects have been retrieved using COMission’s Core TextMining (CORTEX) tool and confirmed relevant by expert’s assessment.. The methodology applied for the selection of the present portfolio of projects is detailed in the Report of Portfolio Analysis of the Mission Ocean and Waters (see link on the left). The data corpus available to CORTEX is showed in Appendix 1. The Dashboard is updated annually.

This tool gives an overview of the Mission’s objectives, policies and geographical areas that are covered by the EU funded programmes and the actual projects and participants. The project’s portfolio includes a substantial number of EU projects relevant to the Mission Ocean and Waters although the list is not exhaustive.

## WHY A DASHBOARD OF MISSION OCEAN EU FUNDING?

### *What are the benefits of finding information on relevant projects in the panoply of EU funding programmes?*

The EU Mission Ocean and Waters is a coordinated effort to pool the necessary resources in terms of funding programmes, policies and regulations towards the ambitious goal of Restoring our Ocean and Waters by 2030. It mobilises public and private actors as well as citizens to deliver and boost societal uptake of new solutions and approaches. The main goals of this dashboard are to:

- Provide a structured view of EU funded projects – and their participants - across Mission Ocean & Waters’ objectives, policies and geographical areas;
- Showcase various streams of EU support (R&I, territorial cooperation, education, etc) and the value of their collective funding;
- Facilitate the interlinks and cooperation between projects and participants towards achieving the Mission’s objectives.

## USING THE TOOL

### *What is the tool about?*

Information is available for projects under the following EU programmes: CEF, CEF2027, COSME, DIGITAL, EMFAF, EMFF, EPLUS2020, ERASMUS2027, ESTAT, H2020, Horizon Europe, I3, Interreg, LIFE, LIFE2027 and SMP. (see glossary section)

The tool provides a filtering where the user can select and unselect specific parts of the analysis, such as:




- The 3 objectives and 2 enablers as spelled out in the Mission Ocean & Waters Implementation Plan, broken down further into 10 sub-objectives/enablers.

Obj. 1a. Protect&Restore marine and coastal ecosyst. & biodiv.	Obj. 1b. Protect&Restore Freshwater ecosyst. and biodiv.
Obj. 2a. Zero pollution - litter and microplastics	Obj. 2b. Zero pollution – nutrients, chemicals, pesticides
Obj. 3a. Blue econ. - multiuse of water space	Obj. 3b. Blue econ. - C neutral and circular fisheries and aquaculture
Enab. 1. Ocean digital knowledge system	Obj. 3c. Blue econ. - Decarb. & ecosystem in maritime industries
Enab. 2a. Mobilisation and engagement	Enab. 2b. Raising awareness
- The EU funding programmes and their types of action (see glossary section)
- Policies addressed, specifically contributions to Green Deal targets
- Geographical areas covered: sea/river basins as described in the Ocean Mission Implementation Plan: Atlantic and Arctic coast, Baltic and North Sea, Mediterranean Sea and Danube River basin.
- Thematic areas proposed by experts to categorize the projects dealing with the various objectives/enablers
- The year of validation of the projects with the corresponding to the annual update of the dashboard.

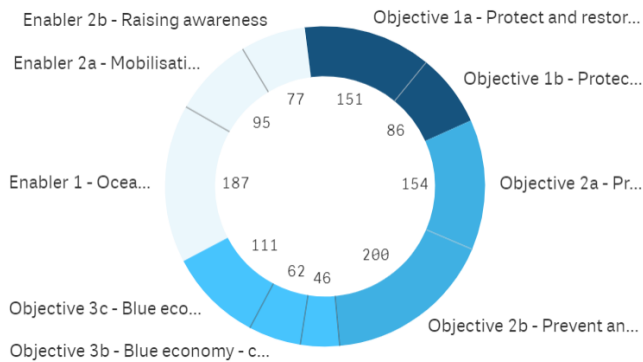
# PRESENTATION

## Features of the Mission Ocean portfolio dashboard – navigation and data visualization

Interactive graphics on: EU programmes, objectives, policies, sea/river basins, thematic areas, etc

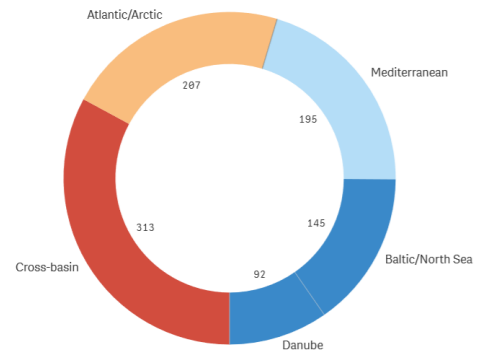
The Mission Ocean dashboard provides various visualizations helping users to navigate through a wealth of information. These visualizations are exportable  and configurable. By clicking on the three dots  one can access the exploration menu  with two possible measures displayed: "Number of projects" or "EU funding (euro)". Each of the visualizations can be used as a filter, i.e. by tapping on the graphics you can drill down, filter-in, focus on a specific information, such as: *programmes, objectives, policies, sea/river basins, thematic areas, etc.* Below you can find examples of the visualizations available in the tool and a short commentary. There is also the filter  corresponding to the annual update of the dashboard.

**Objectives of the Mission Ocean**



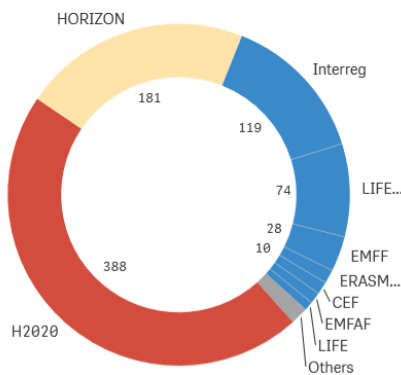
This pie chart displays the number of EU funded projects distributed across the 10 sub-objectives and enablers of the Mission. Please note that the sum of the projects for all objectives/enablers in the Figure above can be greater than the total number of projects in the portfolio. The reason being that projects which contribute to more than one sub-objective/enabler are counted multiple times.

**Projects by sea/river basin**



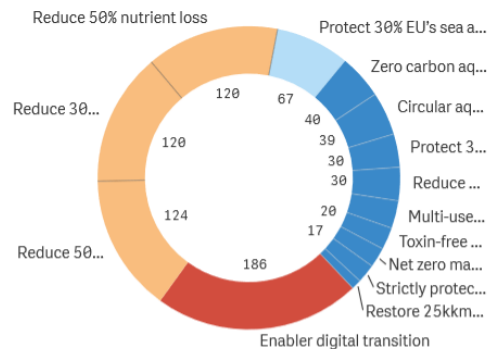
This pie chart displays the number of projects per sea/river as defined in the Mission Ocean & Waters. Projects are related to a given basin if, for instance, their expected outcome is to be applied in that basin. The projects which do not relate to any specific basin are indicated as "cross-basin". Please note that projects that are related to more than one basin are counted multiple times.

**Projects by thematic priority – EU funding programme**



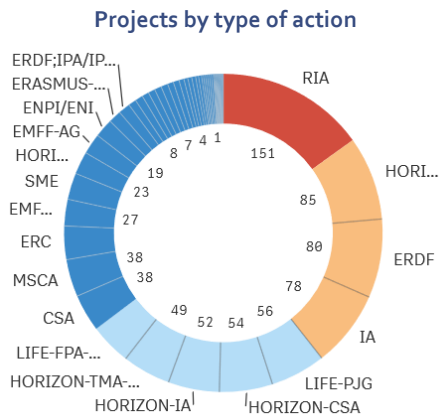
This pie chart displays the number of projects per EU funding programme. See glossary section.

**Projects by Green Deal target**

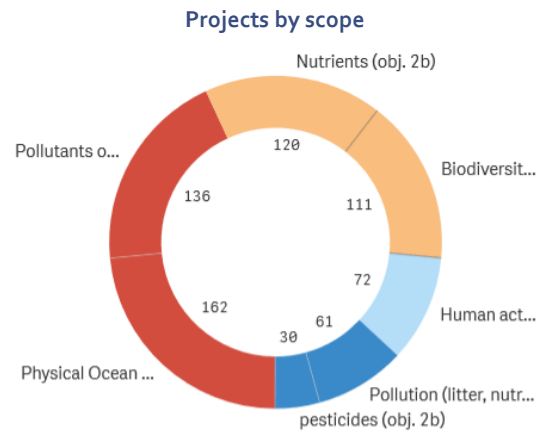


This pie chart displays the number of projects relevant to the Green Deal targets\*, which the Mission Ocean and Waters is contributing to. Targets time frame is set to 2030. Please note that projects that contribute to more than one target are counted multiple times.

\* Green Deal targets: Protect at least 30% EU's sea areas, also indicated as "protect 30 x 30 (protect at least 30% of EU's seas areas)"; Strictly protect at least 10% EU's sea areas; Restore 25.000 km free flowing rivers; Reduce by at least 50% plastic litter; Reduce by at least 30% microplastics; Reduce by at least 50% nutrient losses; Reduce by at least 50% chemical pesticides; Multi-use of maritime space; Zero carbon aquaculture, circular aquaculture, toxin-free aquaculture; Net zero maritime emissions; Enabler digital transition.



This pie chart displays the number of EU funded projects by type of action. See Glossary section.



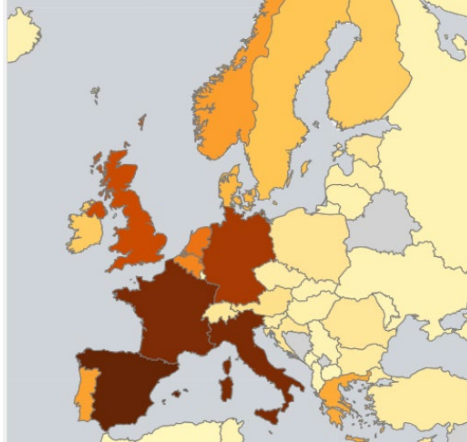
This pie chart is specific for Objective 2b: Prevent and eliminate pollution – nutrients, chemicals, pesticides) and Enabler 1: Ocean digital knowledge system. It displays the distribution of projects according to the main subject/scope they address. Projects that contribute to more than one scope are counted multiple times.

### Projects by thematic area of intervention



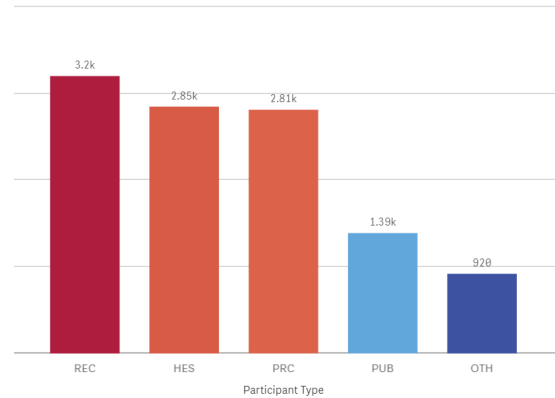
This treemap chart displays the number of projects per thematic area. The size of each area in the chart is proportional to the number of projects. The legend of each thematic area indicates to which sub-objective/enabler it belongs to.

### Participants by country and region



This map displays the geographical distribution of project's participants. Please note that participants of projects addressing a particular basin are not necessarily from countries bordering the given basin.

### Type of participant



This bar chart displays the number of participants according to their sector of activity or type. See glossary section.

# GLOSSARY OF TERMS

## EU Funding Programmes

CEF: Connecting Europe Facility;	ESTAT: European Statistics
CEF2027: Connecting Europe Facility 2027	H2020: Horizon 2020 Framework Programme
COSME: Competitiveness and Innovation Framework Programme for the Competitiveness of Enterprises and small and medium-sized enterprises	HORIZON: Horizon Europe
DIGITAL: Digital Europe Programme	I3: Interregional Innovation Investments
EMFAF: European Maritime, Fisheries and Aquaculture Fund	Interreg: Territorial Cooperation Programme
EMFF: European Maritime and Fisheries Fund	LIFE: Programme for the Environment and Climate Action
EPLUS2020: The European Union Programme for education, training, youth and sport	LIFE2027: Programme for the Environment and Climate Action 2027
ERASMUS2027: Erasmus+2027	SMP: Single Market Programme

A description of the EU funding programmes mentioned above is available on the [Funding & Tenders portal](#).

## Project/ Investment/ Grant

A contract concluded between the European Commission or another body representing the European Union and the beneficiary (or beneficiaries) under which the parties receive the rights and obligations (e.g. the right of the EU financial contribution and the obligation to carry out the work).

## EU (financial) contribution / funding

Amount of money in a form of direct subsidy or donation, from the EU budget in order to finance an action intended to help achieving an EU policy objective or the functioning of a body, which pursues an aim of general EU interest or has an objective forming part of, and supporting, an EU policy.

## Participant/ Beneficiary

Legal, or physical person, having different roles and obligations in the grant agreement. Beneficiaries are the participants signing the grant agreement and therefore eligible to receive EU contribution. Under H2020 participants can have also different roles such as: third party participant and associated partner and other.

## Participation/ Partnership

Involvement of a legal entity in a project (participating) having different roles and obligations. A single participant can be involved in one or more projects and therefore being counted as one or several participations.

## Participants Type/ Legal Status

The information on participant's legal status (activity type) is the primary information, which defines participant's rights and obligations towards funding. The report identifies the following types of organizations:

*PUB - Public bodies (excluding Research Organisations and Secondary or Higher Education Establishments),*  
*REC - Research Organisations (including RTOs -research and technology organizations),*  
*PRC - Private for-profit entities (excluding Higher or Secondary Education Establishments),*  
*HES - Higher or Secondary Education Establishments,*  
*OTH – Other (e.g. non-profit organizations)*

## Type of action

Acronym	Type of Action
RIA	Research and Innovation Action
IA	Innovation Action
ERC	European Research Council grants
MSCA	Marie Skłodowska-Curie Action
ERA-NET-Cofund	European Research Area Networks Co-fund action
SME	Small or Medium-Sized Enterprise Instrument

CSA	Coordination and Support Action
FCH <sub>2</sub>	Fuel Cells and Hydrogen Joint Undertaking
PCP	Pre-Commercial Procurement Action
BBI	Bio-based Industries Joint Undertaking
CS <sub>2</sub>	Clean Sky 2 Joint Undertaking
IA-LS	Innovation Lump Sum action
RIA-LS	Research and Innovation Lump Sum action
ERDF;IPA/IPAII	European Regional Development Fund; Instrument for Pre-accession Assistance
ERDF	European Regional Development Fund
IPA/IPAII	Instrument for Pre-accession Assistance
ENPI/ENI	The European Neighbourhood and Partnership Instrument/The European Neighbourhood Instrument
EMFF-AG	European Maritime and Fisheries Fund Action Grant
LIFE-ENV	LIFE-Environment
CEF-TPT	Connecting Europe Facility-Transport
CEF-TC	Connecting Europe Facility-Telecom
COSME-GA	Programme for the Competitiveness of Enterprises and small and medium-sized enterprises Grant Agreement
EPLUS <sub>2020</sub> -AG	EPLUS <sub>2020</sub> Action Grant
ESTAT-AG	European Statistics Action Grant
CEF-INFRA	Connecting Europe Facility Infrastructures
DIGITAL-CSA	DIGITAL Coordination and Support Action
DIGITAL-SIMPLE	DIGITAL Simple Grant
EMFAF-PJG	European Maritime, Fisheries and Aquaculture Fund Project Grant
ERASMUS-LS	ERASMUS Lump Sum Grant
ERASMUS-EMJM-UN	Erasmus Mundus Joint Masters
HORIZON-ERC	Horizon Europe European Research Council
HORIZON-COFUND	Horizon Europe Co-fund Action
HORIZON-RIA	Horizon Europe Research and Innovation Action
HORIZON-IA	Horizon Europe Innovation Action
HORIZON-CSA	Horizon Europe Coordination and Support Action
HORIZON-TMA-MSCA-DN	Horizon Europe Marie Skłodowska-Curie Action - Doctoral Networks
HORIZON-TMA-MSCA-Cofund-P	Horizon Europe Marie Skłodowska-Curie Action - Co-fund
HORIZON-TMA-MSCA-PF-EF	Horizon Europe Marie Skłodowska-Curie Action - Postdoctoral Fellowships - European Fellowships
HORIZON-EIC	Horizon Europe European Innovation Council
HORIZON-ERC-POC	Horizon Europe European Research Council Proof of Concept Grant
HORIZON-EIC-ACC-BF	Horizon Europe European Innovation Council Accelerator Blended Finance
I <sub>3</sub> -PJG	Interregional Innovation Investments Project Grant
LIFE-FPA-OG	LIFE Operating Grants Framework Partnerships
LIFE-PJG	LIFE Operating Grants Framework Partnerships Project Grant
SMP-GFS	Single Market Programme Grants for Financial Support

# APPENDIX 1. Data corpus available to CORTEX

Multiannual Financial Framework	Programme	Total number of projects analysed	Total EU financial contribution to analysed projects <sup>1</sup>	Comments
2014-2020	CEF	1961	28.25B	Including: CEF Energy, CEF Transport, CEF Telecom
2014-2020	EMFF	147	98.63M	Directly managed component
2014-2020	H2020	35115	67.83B	
2014-2020	Interreg	7105	8.62B	Shared financing managed by the Interreg programmes, budget information not available for all the actions
2014-2020	LIFE	1400	2.69B	
2021-2027	CEF2027	284	7.35B	
2021-2027	EMFAF	33	18.94M	Directly managed component
2021-2027	HORIZON	6076	19.44B	
2021-2027	LIFE2027	317	639.74M	
2021-2027	ERASMUS 2027	3044	1.18B	
2021-2027	SMP	729	562.08M	
2021-2027	DIGITAL	273	897.26M	
2021-2027	I3	11	70.16M	
2014-2020	COSME	920	556.67M	
2014-2020	EPLUS2020	4955	136.48M	Partial data available in the eGrants
2014-2020	ESTAT	853	105.4M	

<sup>1</sup> EU financial contribution is expressed in euro of a specific period of time (commitments)