



# European Regional Innovation Scoreboard 2023

## Questions & Answers

Independent  
Expert  
Report

## European Regional Innovation Scoreboard 2023 - Questions and Answers

European Commission

Directorate-General for Research and Innovation

Directorate G — Common Policy Centre

Unit G.1 — Common R&I Strategy & Foresight Service

Contact Alexandr Hobza, Chief Economist and Head of Unit G.1

Athina Karvounaraki

Alexis Stevenson

Email [RTD-STATISTICS@ec.europa.eu](mailto:RTD-STATISTICS@ec.europa.eu)

[RTD-PUBLICATIONS@ec.europa.eu](mailto:RTD-PUBLICATIONS@ec.europa.eu)

Directorate-General for Internal Market, Industry, Entrepreneurship and SMEs

Directorate A – Strategy and Economic Analysis

Unit A.1 – Chief Economist

Contact Román Arjona, Chief Economist and Head of Unit A.1

Xosé-Luís Varela-Irimia

Email [GROW-A1@ec.europa.eu](mailto:GROW-A1@ec.europa.eu)

European Commission

B-1049 Brussels

Manuscript completed in June 2023.

This document has been prepared for the European Commission, however it reflects the views only of the authors, and the European Commission shall not be liable for any consequence stemming from the reuse.

© European Union, 2023



The reuse policy of European Commission documents is implemented by Commission Decision 2011/833/EU of 12 December 2011 on the reuse of Commission documents (OJ L 330, 14.12.2011, p. 39). Unless otherwise noted, the reuse of this document is authorised under a Creative Commons Attribution 4.0 International (CC BY 4.0) licence (<https://creativecommons.org/licenses/by/4.0/>). This means that reuse is allowed provided appropriate credit is given and any changes are indicated.

For any use or reproduction of elements that are not owned by the European Union, permission may need to be sought directly from the respective rightsholders.

# European Regional Innovation Scoreboard 2023

## Questions and Answers

**The report was prepared by**

*The EIS consortium including Deloitte Consulting & Advisory BV/SRL,  
Valdani Vicari & Associati (VVA), and Maastricht University – UNU-MERIT*

as part of the European Innovation Scoreboard project  
for the European Commission, Directorate-General for Research and Innovation under  
Framework Contract N° 2018/RTD/A2/OP/PP-07001-2018 Lot 2 (EDAR)

## What is the European Regional Innovation Scoreboard?

The Regional Innovation Scoreboard (RIS) is a regional extension of the European Innovation Scoreboard (EIS). It provides a comparative assessment of regional innovation systems, replicating the EIS methodology but with a reduced number of indicators due to the lower level of innovation data availability at the regional level.

This edition of the Regional Innovation Scoreboard provides a comparative assessment of performance of innovation systems across 239 regions of 22 EU Member States, Norway, Serbia, Switzerland, and the United Kingdom. Cyprus, Estonia, Latvia, Luxembourg and Malta are included at the country level, as for these countries NUTS 1 and NUTS 2 levels are identical to the country territory.

## What are the most innovative regions?

Like the EIS, where countries are classified into four innovation performance groups, Europe's regions have been classified into regional Innovation Leaders (36 regions), regional Strong Innovators (70 regions), regional Moderate Innovators (69 regions), and regional Emerging Innovators (64 regions). 11 Countries have regions in more than two different performance groups.

The most innovative region in Europe is **Hovedstaden** in Denmark, followed by **Helsinki-Uusimaa** in Finland, and **Oberbayern** in Germany. Stockholm in **Sweden** is in fourth place, and **Berlin** in Germany is in fifth place.

## Has regional performance improved over time?

Innovation performance has increased for 211 regions out of the total of 239 regions over the period since 2016. There has been a process of convergence in regional performance over time, with decreasing performance differences between regions.

The most innovative regions are typically in the most innovative countries. The Innovation Leaders perform best on almost all indicators, in particular on those indicators measuring the performance of their research system and business innovation, as shown in the following radar graph (Figure 1). The line for the Innovation Leaders shows that these regions, on average, have the highest performance on 18 indicators, except on Non-R&D innovation expenditures, Innovation expenditures per employee, and in Sales of new-to-market and new-to-enterprise innovations.

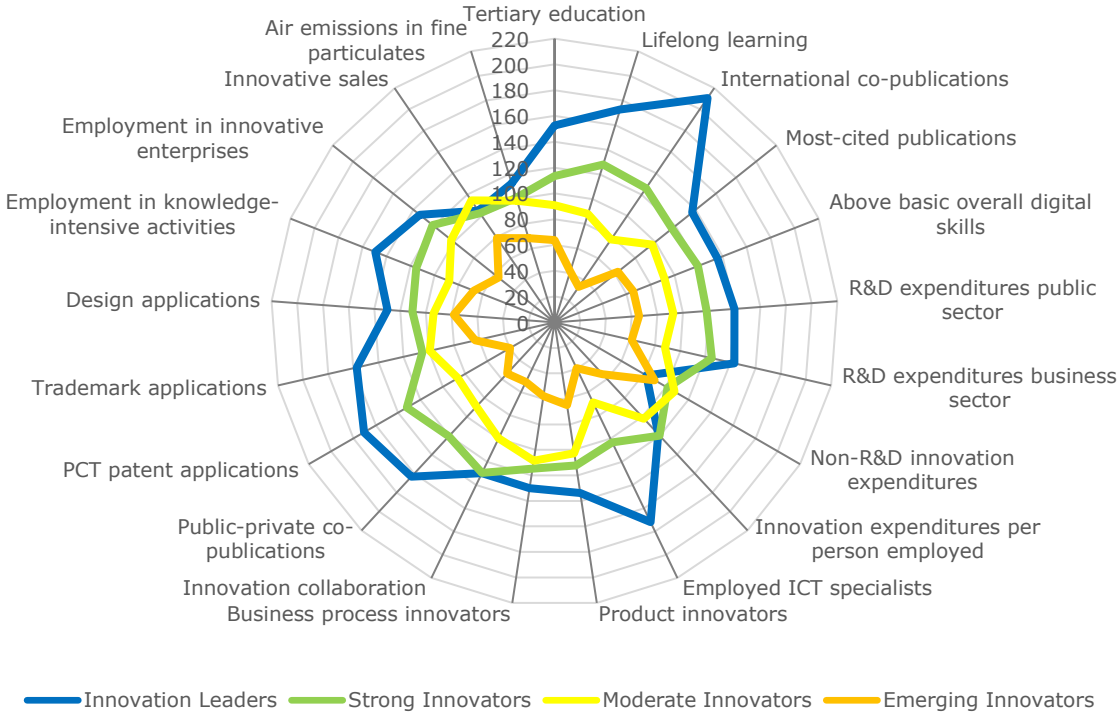
## Has the RIS measurement framework changed?

The RIS 2023 follows the methodology of the EIS 2023 and uses data for 239 regions across Europe for 21 of the 32 indicators used in the EIS 2023. Compared to the previous edition of the RIS, no changes have been made to the methodology. The number of regions has declined from 240 to 239 regions as for Norway data are available for only 6 regions as compared to 7 regions in the RIS 2021.

Profiles for all 239 regions are **available online**. Like the EIS country profiles, these also include tables with contextual data on the economic structure, business indicators and socio-demographic to illustrate possible impacts of structural differences on performance scores.

The list of indicators used in the RIS 2023 can be found in Table 2 of the Regional Innovation Scoreboard 2023. A detailed description of the RIS measurement framework is provided in the accompanying RIS 2023 Methodology Report.

**Figure 1 - Average scores by RIS regional performance group**



Average scores for each performance group relative to the EU average (=100). Scores are corrected and calculated excluding countries for which statistical regions at NUTS 1 and NUTS 2 do not exist (Cyprus, Estonia, Latvia, Luxembourg and Malta). Full details are provided in the RIS 2023 Methodology Report.

## GETTING IN TOUCH WITH THE EU

### In person

All over the European Union there are hundreds of Europe Direct centres. You can find the address of the centre nearest you online ([european-union.europa.eu/contact-eu/meet-us\\_en](http://european-union.europa.eu/contact-eu/meet-us_en)).

### On the phone or in writing

Europe Direct is a service that answers your questions about the European Union. You can contact this service:

- by freephone: 00 800 6 7 8 9 10 11 (certain operators may charge for these calls),
- at the following standard number: +32 22999696,
- via the following form: [european-union.europa.eu/contact-eu/write-us\\_en](http://european-union.europa.eu/contact-eu/write-us_en).

## FINDING INFORMATION ABOUT THE EU

### Online

Information about the European Union in all the official languages of the EU is available on the Europa website ([european-union.europa.eu](http://european-union.europa.eu)).

### EU publications



You can view or order EU publications at [op.europa.eu/en/publications](http://op.europa.eu/en/publications). Multiple copies of free publications can be obtained by contacting Europe Direct or your local documentation centre ([european-union.europa.eu/contact-eu/meet-us\\_en](http://european-union.europa.eu/contact-eu/meet-us_en)).

### EU law and related documents

For access to legal information from the EU, including all EU law since 1951 in all the official language versions, go to EUR-Lex ([eur-lex.europa.eu](http://eur-lex.europa.eu)).

### EU open data

The portal [data.europa.eu](http://data.europa.eu) provides access to open datasets from the EU institutions, bodies and agencies. These can be downloaded and reused for free, for both commercial and non-commercial purposes. The portal also provides access to a wealth of datasets from European countries.



This report provides answers to several questions on the 2023 edition of the European Regional Innovation Scoreboard.

*Studies and reports*