

# Blue Economy

Number of Projects

1237

Number of Participations

10167

SME: 2242 (22.05%)

Number of Unique Participants

4095

Number of Unique new H2020 Participants

0

EU Financial Contribution (Mil euro)

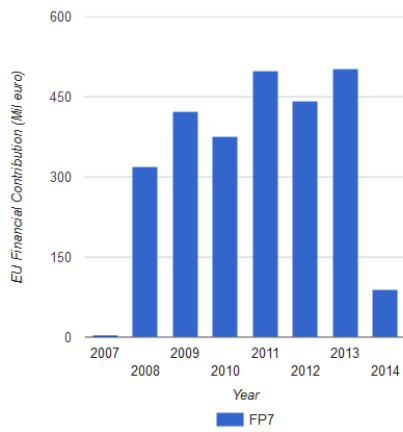
2,656 Mil euro

SME: 516.88 Mil euro (19.46%)

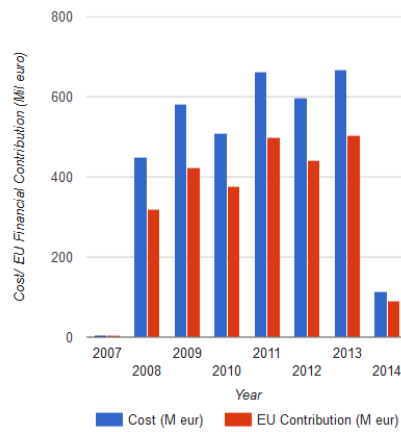
Total project cost (Mil euro)

3,587 Mil euro

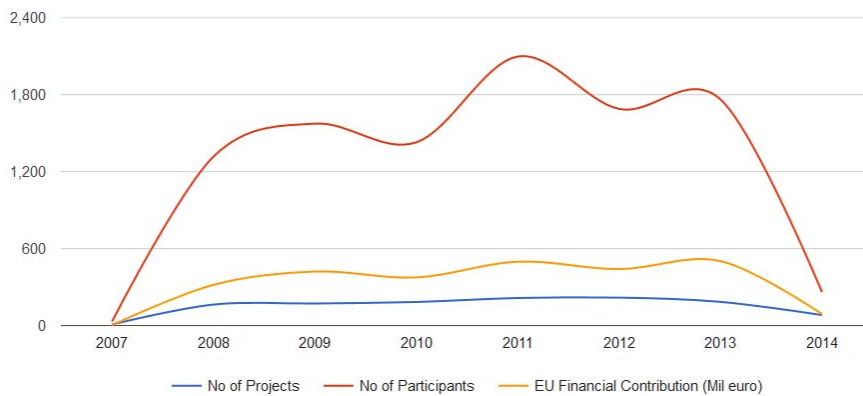
EU Financial Contribution by Framework Programme and Year (Mil euro)



Project Total Cost and EU Contribution by Year (Mil euro)



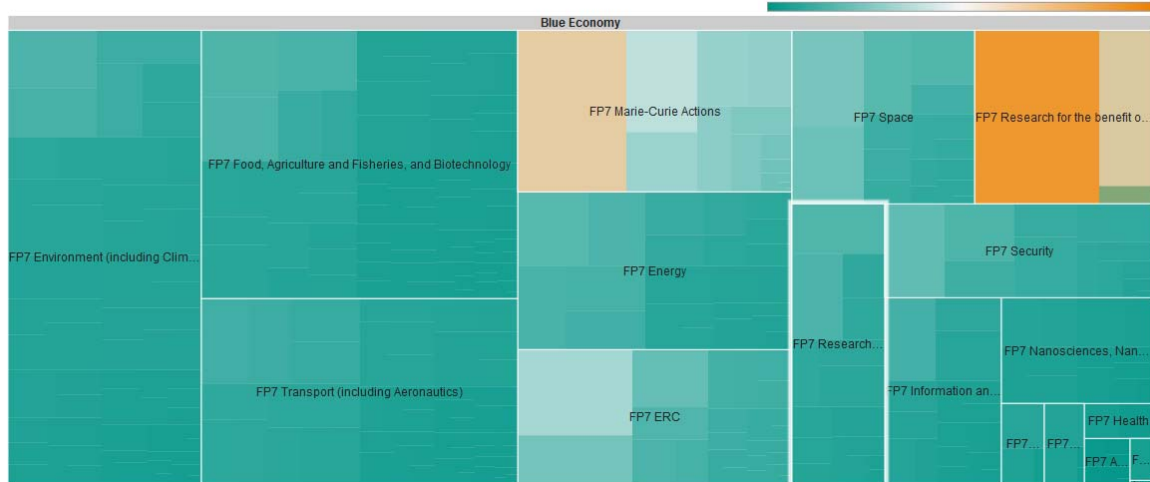
Participation and EU Funding Over Time

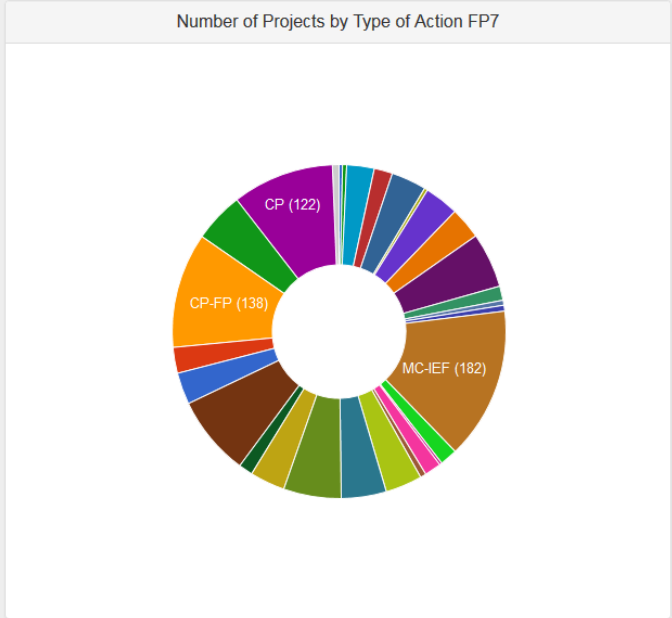
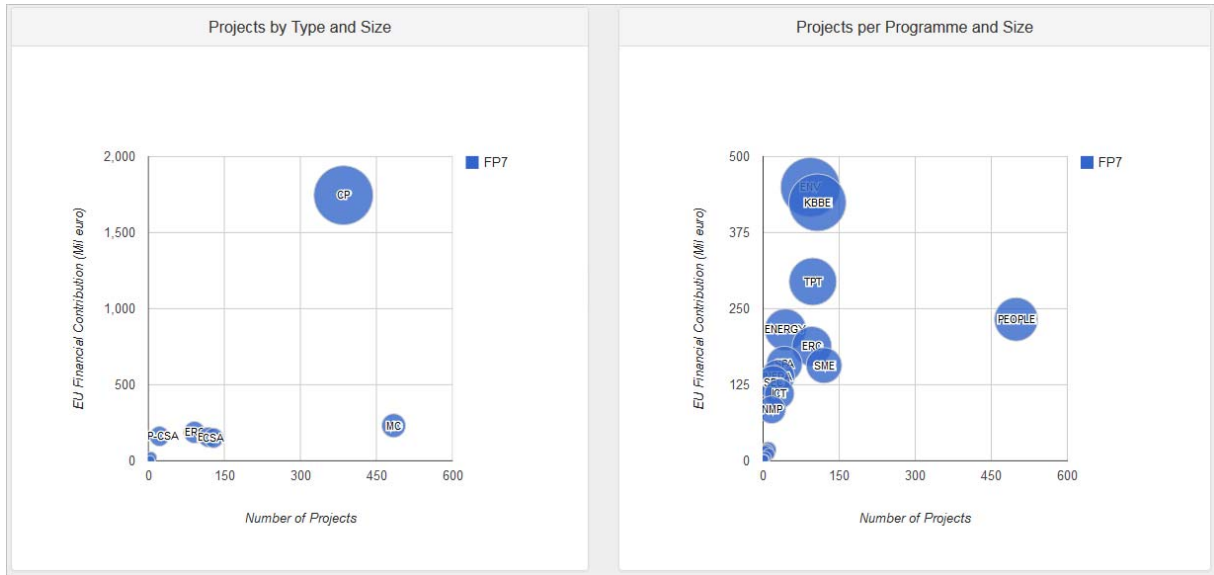


## Project by Research Programme

Thematic Priority	No. of Projects	No. of Participations	EU Financial Contribution (Mil euro)	Total project cost (Mil euro)
1 FP7 Environment (including Climate Change)	93	1668	449.69	602.79
2 FP7 Food, Agriculture and Fisheries, and Biotechnology	107	1898	424.47	567.72
3 FP7 Transport (including Aeronautics)	98	1371	294.54	440.27
4 FP7 Marie-Curie Actions	499	1023	232.58	234.50
5 FP7 Energy	44	564	215.57	359.38
6 FP7 ERC	96	142	188.26	188.33
7 FP7 Space	42	526	159.22	238.37
8 FP7 Research for the benefit of SMEs	120	1175	156.89	209.54
9 FP7 Research Infrastructures	29	590	138.61	187.70
10 FP7 Security	20	299	129.00	191.77
11 FP7 Information and Communication Technologies	32	280	110.24	149.70
12 FP7 Nanosciences, Nanotechnologies, Materials and new Production Technologies - NMP	17	258	84.08	119.84
13 FP7 Research Potential	10	13	18.41	21.34
14 FP7 Science in Society	6	127	16.59	19.60
15 FP7 Health	4	74	13.99	24.58
16 FP7 Activities of International Cooperation	11	63	11.04	13.44
17 FP7 Regions of Knowledge	4	46	5.92	6.73
18 FP7 Socio-economic sciences and Humanities	1	14	2.60	3.33
19 FP7 Joint Technology Initiatives (Annex IV-SP1)	3	17	2.32	5.80
20 FP7 General Activities	1	19	2.24	2.71

## Projects by Thematic Priority

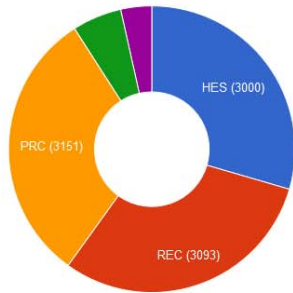




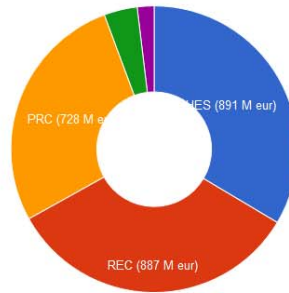
### Participation by Top 10 Participants

Top participants	Country	No of Participations	EU Financial Contribution (Mil euro)
1 CENTRE NATIONAL DE LA RECHERCHE SCIENTIFIQUE	FR	71	36.49
2 INSTITUT FRANCAIS DE RECHERCHE POUR L'EXPLOITATION DE LA MER	FR	61	26.22
3 AGENCIA ESTATAL CONSEJO SUPERIOR DE INVESTIGACIONES CIENTIFICAS	ES	83	23.97
4 NATURAL ENVIRONMENT RESEARCH COUNCIL	UK	54	21.15
5 UNIVERSITETET I BERGEN	NO	29	17.94
6 HELLENIC CENTRE FOR MARINE RESEARCH	EL	63	17.45
7 DANMARKS TEKNISKE UNIVERSITET	DK	45	17.23
8 CONSIGLIO NAZIONALE DELLE RICERCHE	IT	44	15.84
9 ALFRED-WEGENER-INSTITUT HELMHOLTZ- ZENTRUM FUER POLAR- UND MEERESFORSCHUNG	DE	22	12.80
10 THE UNIVERSITY OF EDINBURGH	UK	27	12.46

Number of Participations by Type



Participation by Type EU Financial Contribution (Mil euro)

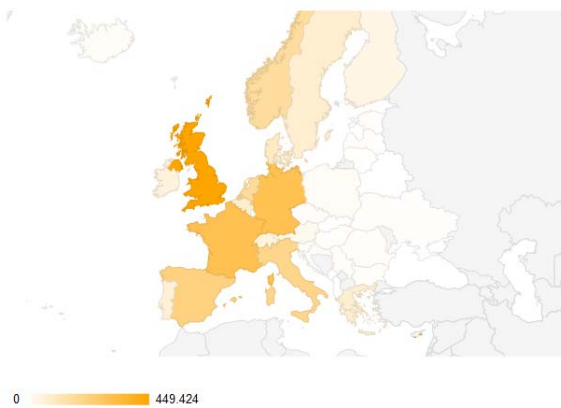


HES - Higher or secondary education, PRC - Private for profit (excl. education), OTH - Others, REC - Research organisations, PUB - Public body (excl. research and education)

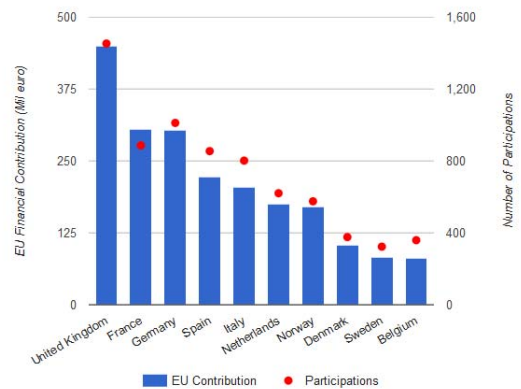
Participation by Top 10 Countries

Country Name	No. of Participations	EU Financial Contribution (Mil euro)
1 UK - United Kingdom	1453	1453.00
2 FR - France	887	887.00
3 DE - Germany	1012	1012.00
4 ES - Spain	855	855.00
5 IT - Italy	802	802.00
6 NL - Netherlands	621	621.00
7 NO - Norway	576	576.00
8 DK - Denmark	377	377.00
9 SE - Sweden	324	324.00
10 BE - Belgium	360	360.00

Participation by Country - Europe (Mil euro)



EU Financial Contribution and Participation by Top 10 Countries



Regional Participation

