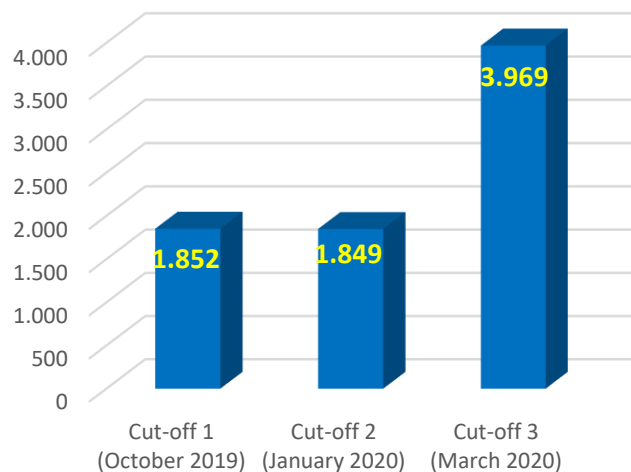


Key Information on EIC Accelerator last call (20 March) – Submission step

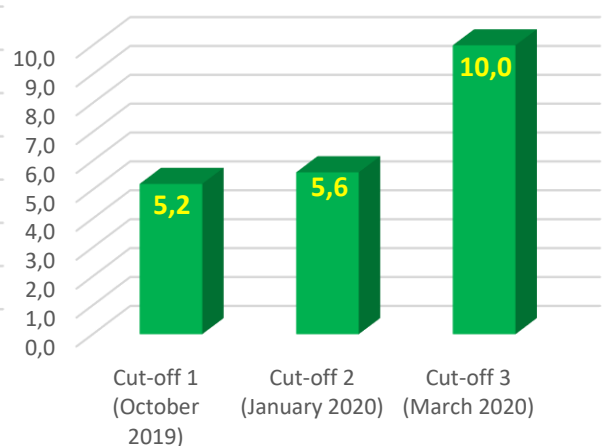
- An exceptional cut-off of **records** due to COVID crisis:

- Highest number of submitted applications: **3,969** out of which **3,883 eligible** applications (**+110% of increase**, mainly due to COVID related applications (see below) but non only (**increase of 33% without COVID** related applications));
- Highest aggregated requested financial support: **more than EUR 10 billion**;
- Highest number of participating countries: **45 countries** (all 27 MS + UK + 13 H2020 AC + 3 OCT + GI);
- Record number of COVID related eligible applications: **1,418**, submitted from **42 countries** (all 27 MS + OK + 11 H2020 AC + 2 OCT + GI) calling for an aggregated financial support of more than **EUR 2.6 billion** (see A1.4 for more details);
- Highest participation of startups and SMEs located in Horizon 2020 Widening countries: **11.6%** of the eligible applications (even reaching **14%** of the eligible COVID related applications).

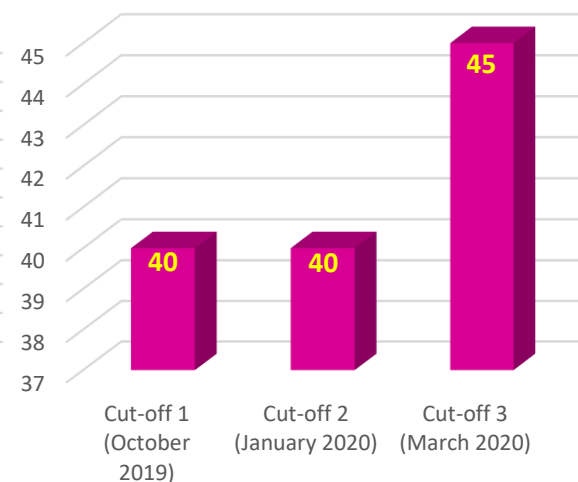
Evolution of submitted applications



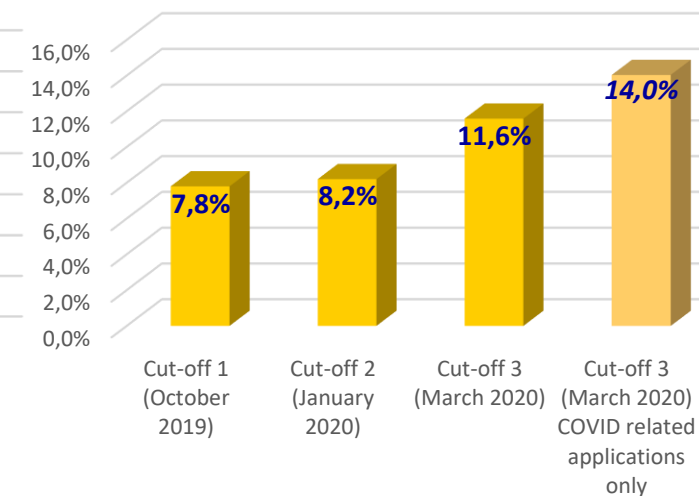
Evolution of aggregated requested financial support (in EUR billion)



Evolution of the number of participating countries



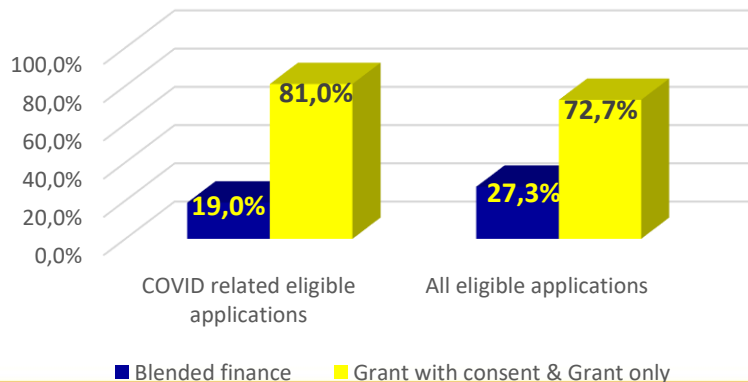
Evolution of participation of H2020 Widening countries (without LU) - Share of eligible applications per call



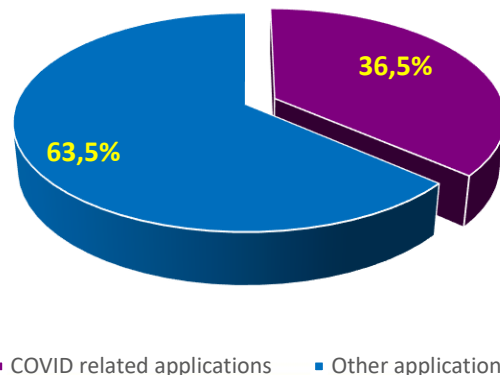
Key Information on COVID related applications in EIC Accelerator last call – Submission step

- **A bottom-up call but Commission encouraged submission of COVID applications. As a result an exceptional number of COVID related applications:**
 - **1,418** eligible applications (**36.5%**) from **42 different countries**;
 - An aggregated requested financial support of more than **EUR 2.6 billion (26.1%)**;
- **A portfolio of eligible applications of a different nature than in previous cut-offs or in current cut-off NON COVID related applications (1):**
 - **A lower but still important presence of blended finance applications:**
 - ✓ **19.0%** of all eligible applications (**269**);
 - ✓ **50.3%** of the aggregated requested financial support (**EUR 1.32 billion**).
 - **A stronger presence of grants requests, with a lower but still important domination of grants with consent applications:**
 - ✓ **81.0%** of all eligible applications, out which **71.5%** are grant with consent applications (**822 grants with consent; 327 grants only**)
 - ✓ **49.7%** of the aggregated requested financial support (**EUR 0.96 billion for grants with consent; EUR 0.34 billion for grants only**).

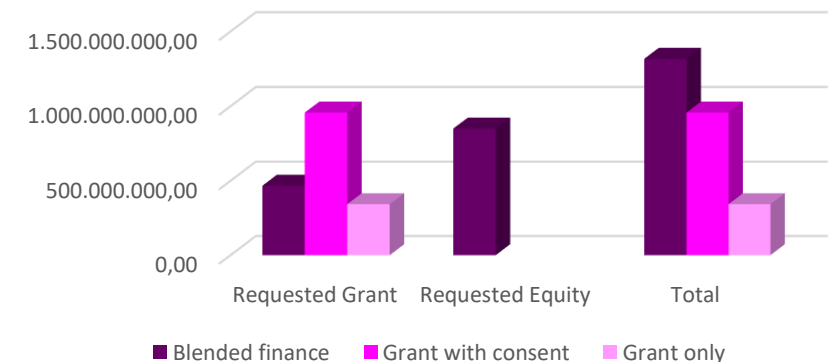
Share of eligible applications per type of financial requests



Breakdown of eligible applications: COVID related vs other applications (in %)

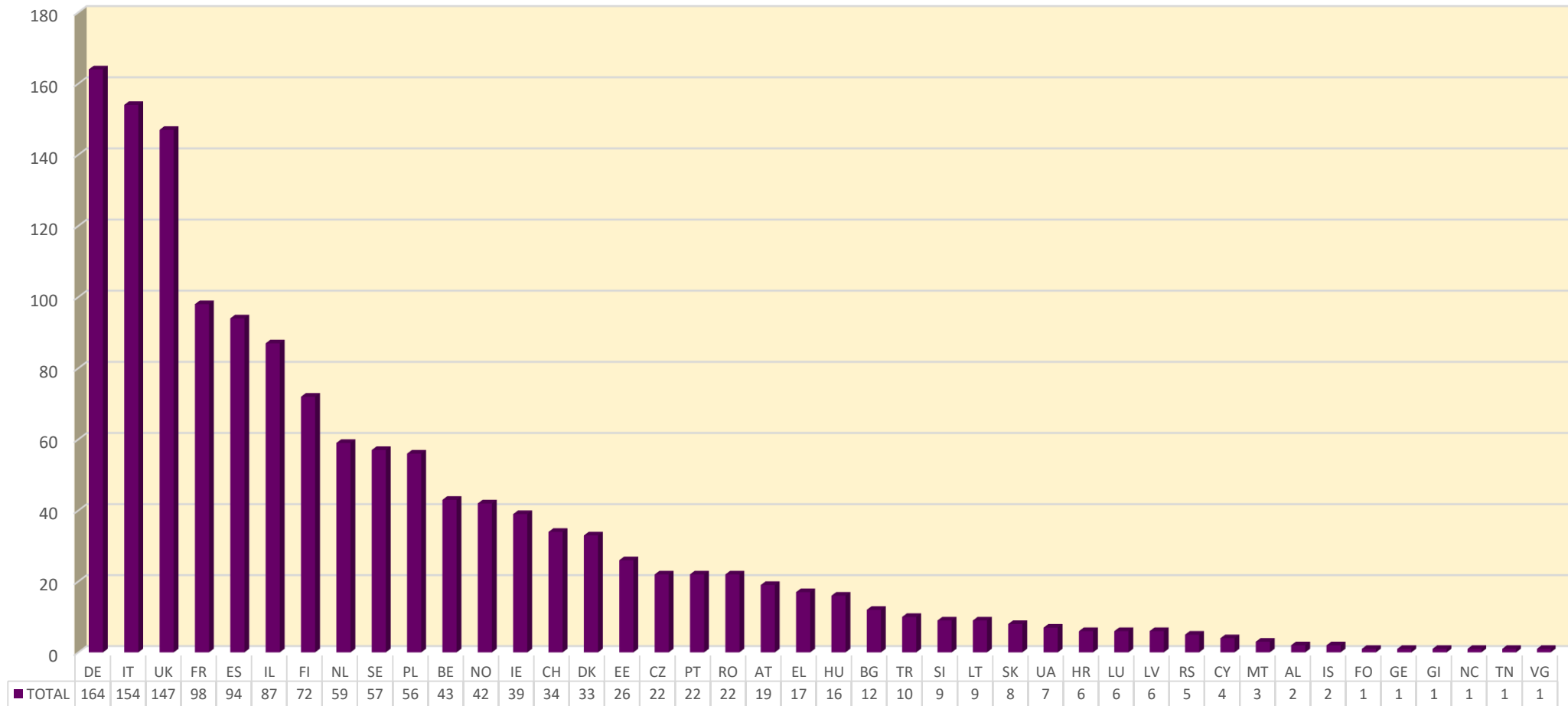


Aggregated requested financial support (in EUR) per type of COVID related eligible applications and type of financial support



Key Information on COVID related applications in EIC Accelerator last call – Submission step

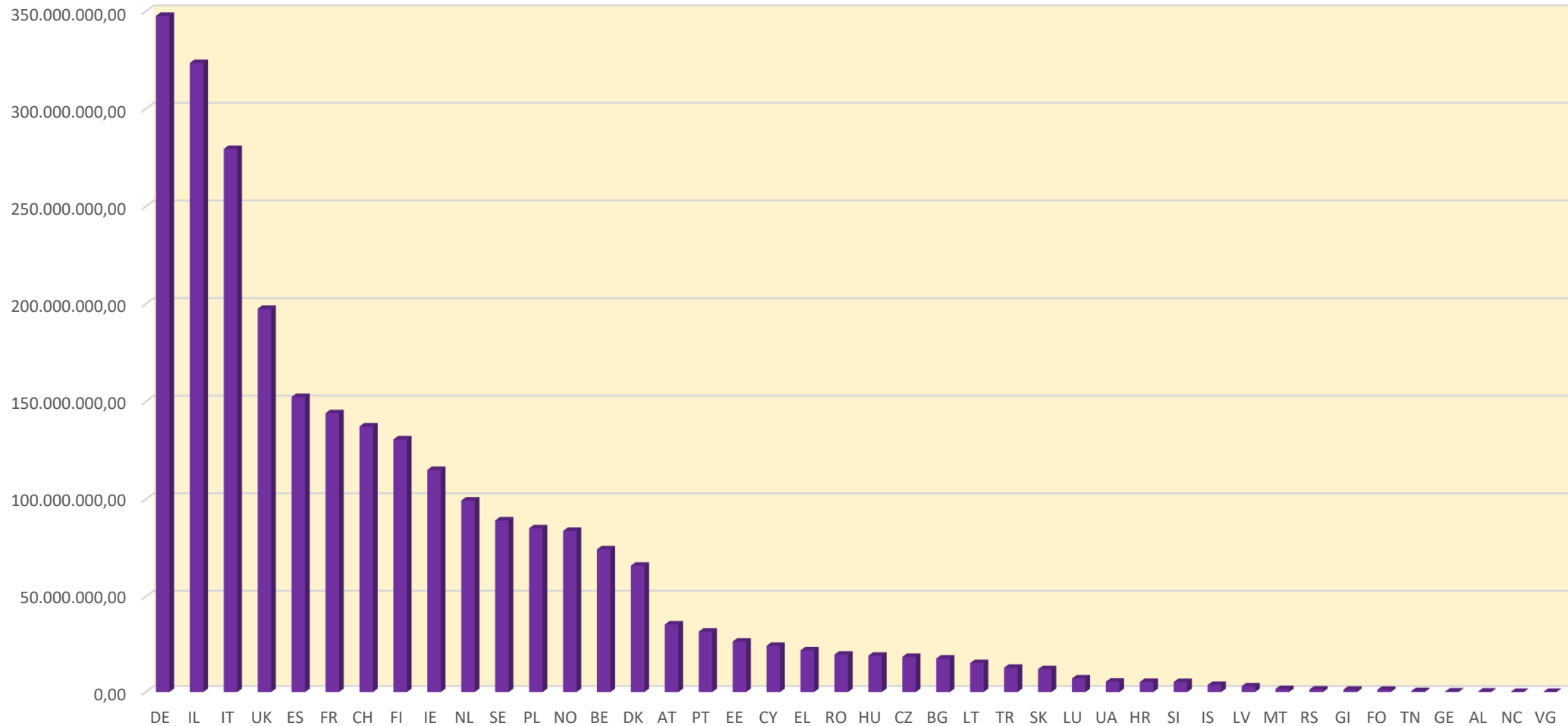
EIC Accelerator bottom-up call of 20 March 2020
 Aggregated number of COVID related eligible applications per country
 (in decreasing order)



Key Information on COVID related applications in EIC Accelerator last call – Submission step

EIC Accelerator bottom-up call of 20 March 2020

*Aggregated requested financial support (in EUR) of eligible COVID related applications per country
(in decreasing order)*



Key Information on COVID related applications in EIC Accelerator last call – Submission step

- **Treatments, Prevention and Diagnostics seem to be the main targets of the COVID related applications (*)**

<i>Eligible COVID related applications only</i>					
Main Keyword	Blended finance applications	Grant with consent applications	Grant only applications	TOTAL	Share (%)
Treatments	64	209	98	371	26,2%
<i>out of which Vaccines</i>	12	22	21	55	3,9%
<i>out of which Therapeutics</i>	6	19	4	29	2,0%
Diagnostics	48	94	35	177	12,5%
Prevention	38	87	35	160	11,3%
<i>out of which Vaccines</i>	5	5	5	15	1,1%
Isolation	7	25	12	44	3,1%
Socio-Eco	2	29	9	40	2,8%
Monitoring	7	14	8	29	2,0%
Other (or not yet allocated)	103	364	130	597	42,1%
Total	269	822	327	1.418	

() Based on a first assessment of the abstracts and executive summaries of around 2/3 of the COVID related applications. To be continued and fine-tuned.*

Geographical distribution of the first batch of 82 Covid-19 Seals

COVID eligible applications beyond thresholds but non intited to interviews (COVID-19 SoE)				
<i>Countries</i>	<i>Blended finance applications</i>	<i>Grant with consent applications</i>	<i>Grant only applications</i>	<i>TOTAL</i>
DE	4	5	2	11
IL	7	2	0	9
ES	5	1	0	6
SE	1	3	2	6
CH	2	3	0	5
IE	2	3	0	5
NL	1	4	0	5
UK	0	3	2	5
BE	0	2	2	4
DK	3	1	0	4
IT	0	2	2	4
NO	2	2	0	4
PT	4	0	0	4
FR	1	2	0	3
AT	0	0	1	1
CY	1	0	0	1
EL	1	0	0	1
GI	0	1	0	1
HU	1	0	0	1
IS	0	0	1	1
SK	0	1	0	1
TOTAL	35	35	12	82